

Student Financial Aid 2022-23

Institution: Indiana County Technology Center (418560)

User ID: P4185604

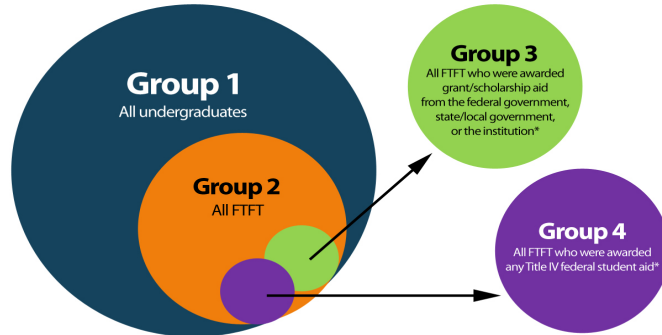
Overview

IPEDS Student Financial Aid Component Overview - Public Program Reporters

Welcome to the Student Financial Aid (SFA) component. The purpose of the SFA component is to collect information about financial aid provided to various groups of undergraduate students and military/veteran educational benefits for all students at your institution.

Data Reporting Reminders:

- Report data to accurately reflect the time period corresponding with the IPEDS survey component, even if such reporting is seemingly inconsistent with prior-year reporting.
- Undergraduate Student Groups
You will be asked to report information for different groups of students.
 - Group 1: All undergraduate students
 - Group 2: Of Group 1, full-time, first-time degree/certificate-seeking students (FTFT)
 - Group 3: Of Group 2, students enrolled in the institution's largest program and were awarded any grant/scholarship aid from the federal government, state/local government, or the institution. For public institutions, include only those who paid the lower of in-state or in-district tuition rate.
 - Group 4: Of Group 2, students enrolled in the institution's largest program and were awarded any Title IV federal student aid. For public institutions, include only those who paid the lower of in-state or in-district tuition rate.



*For public institutions, include only those students paying the in-state or in-district tuition rate. For program reporters, include only those students enrolled in the institution's largest program.

- COA Revisions
Revisions to Cost of Attendance (COA) used to calculate the net price of attendance can be made in this component. Consult the instructions and screens to make sure you are reporting the correct aid amounts for the correct groups of students.
- College Affordability and Transparency Lists
Net price amounts calculated in SFA will be used to populate the U.S. Department of Education's College Affordability and Transparency lists.
- Interactive Edits and Error Messages
SFA contains interactive edits that will check for blank fields, invalid values, or values that fall outside expected ranges. Some error messages will require you to confirm or explain the values that you entered. Some error messages are fatal and will require you to contact the IPEDS Help Desk at (877) 225-2568 for resolution.
- Context Boxes
You will find optional text boxes throughout SFA. Context boxes allow you to provide more information about the data you enter. Some of these context boxes may be made available to the public on College Navigator, so make sure that the entered information can be understood easily by students, parents, and the general public.

Changes to reporting:

The following changes were implemented for the 2022-23 data collection period:

- Degree/certificate-seeking and non-degree/certificate-seeking data items were added in Parts A and B to disaggregate financial aid award amounts reported in Part B by these student categories.
- New FAQs were added to clarify concepts.
- Minor wording changes were made for clarification.

Resources:

- To download the survey materials for this component: [Survey Materials](#)
- To access your prior year data submission for this component: [Reported Data](#)

If you have questions about completing this survey, please contact the IPEDS Help Desk at 1-877-225-2568.

Institution: Indiana County Technology Center (418560)

Section 1: Part A

Part A - Establish Your Groups

Reporting Reminders:

- Part A establishes the number of students in various groups. Note that the numbers on this screen will be carried forward to other parts of the Student Financial Aid component.
- In the fields below, report the number of students in each of the following groups.

		July 1, 2021 - June 30, 2022	YOUR PRIOR YEAR DATA 2020-21
01	Group 1 All <u>undergraduate</u> students	<input type="text" value="127"/>	137
	01a Of those in Group 1, those who are degree/certificate-seeking	<input type="text" value="127"/>	
	01b Of those in Group 1, those who are non-degree/non-certificate-seeking (Line 01 – Line 01a)	<input type="text" value="0"/>	
02	Group 2 Of those in Group 1, those who are <u>full-time, first-time</u> degree/certificate-seeking	<input type="text" value="12"/>	15
	02a Of those in Group 2, those who were awarded any <u>Federal Work Study, loans to students</u> , or grant or scholarship aid from the federal government, state/local government, the institution, or other sources known to the institution	<input type="text" value="10"/>	13
	02b Of those in Group 2, those who were awarded any <u>loans to students</u> or grant or scholarship aid from the federal government, state/local government, or the institution	<input type="text" value="10"/>	13
03	Group 3 Of those in Group 2, those enrolled in your institution's largest program paying the lower of in-state or in-district tuition rate who were awarded grant or scholarship aid from the following sources: the federal government, state/local government, or the institution	<input type="text" value="2"/>	
04	Group 4 Of those in Group 2, those enrolled in your institution's largest program paying the lower of in-state or in-district tuition rate who were awarded any <u>Title IV federal student aid</u>	<input type="text" value="2"/>	1

Institution: Indiana County Technology Center (418560)

Section 1: Part B

Part B – Enter Information about Group 1

Reporting Reminders:

- Group 1 students are **ALL undergraduate** students (including first-time students) enrolled in academic year 2021-22.
- For this part, report:

For These Students	The Following Type(s) of Aid	Awarded in This Period
<ul style="list-style-type: none"> All undergraduate students enrolled for academic year 2021-22 as defined by the institution 	<ul style="list-style-type: none"> Grant or scholarship aid from: <ul style="list-style-type: none"> federal government state/local government the institution other sources known to the institution Loans to students from: <ul style="list-style-type: none"> the federal government 	<ul style="list-style-type: none"> Any time during academic year 2021-22 (the aid year period from July 1, 2021 through June 30, 2022)

- In the fields below, report the number of Group 1 students and the total amount of aid awarded to these students for each type of aid.

Information from Part A	2021-22
Group 1: All undergraduate students (This number is carried forward from Part A, Line 01.)	127
Of those in Group 1, those who are degree/certificate-seeking (This number is carried forward from Part A, Line 01a.)	127
Of those in Group 1, those who are non-degree/non-certificate-seeking (This number is carried forward from Part A, Line 01b.)	0

Aid Type	2021-22											
	All undergraduate students (Group 1)				All degree/certificate-seeking undergraduates				All non-degree/non-certificate-seeking undergraduates			
	Number students who were awarded aid	Percentage of students who were awarded aid	Total amount of aid awarded	Average amount of aid awarded (Col.3/Col.1)	Number students who were awarded aid	Percentage of students who were awarded aid	Total amount of aid awarded	Average amount of aid awarded (Col.7/Col.5)	Number students who were awarded aid (Col.1-Col.5)	Percentage of students who were awarded aid	Total amount of aid awarded (Col.3-Col.7)	Average amount of aid awarded
	Col. 1	Col. 2	Col. 3	Col. 4	Col. 5	Col. 6	Col. 7	Col. 8	Col. 9	Col. 10	Col. 11	Col. 12
01 Grant or scholarship aid from the federal government, state/local government, the institution, and other sources known to the institution (Do NOT include federal student loans)	104	82	552,213	5,310	104	82	552,213	5,310	0		0	
02 Federal Pell Grants	73	57	271,690	3,722	73	57	271,690	3,722				
03 Federal student loans	95	75	537,260	5,655	95	75	537,260	5,655				

You may use the box below to provide additional context for the data you have reported above. Context notes will be posted on the College Navigator website. Therefore, you should write all context notes using proper grammar (e.g., complete sentences with punctuation) and common language that can be easily understood by students and parents (e.g., spell out acronyms).

Non-applicable

Section 1: Part C, Page 2

Part C, Page 2 - Enter Information about Group 2

Reporting Reminders:


- Part C includes financial aid information about Group 2. Group 2 students are all full-time, first-time degree/certificate-seeking undergraduate students enrolled in academic year 2021-22.
- For this part, report:

For These Students	The Following Type(s) of Aid	Awarded in This Period
<ul style="list-style-type: none"> • Full-time, first-time degree/certificate-seeking undergraduate students enrolled for academic year 2021-22 as defined by the institution 	<ul style="list-style-type: none"> • Grant or scholarship aid from: <ul style="list-style-type: none"> ◦ federal government ◦ state/local government ◦ the institution • Loans to students from: <ul style="list-style-type: none"> ◦ the federal government ◦ other sources, including private or other loans • Do not include: <ul style="list-style-type: none"> ◦ grant or scholarship aid from private or other sources ◦ PLUS loans or loans made to anyone other than the student 	<ul style="list-style-type: none"> • Any time during academic year 2021-22 • For program reporters, this is the aid year period from July 1, 2021 through June 30, 2022.

- In the fields below, report the number of Group 2 students and the total amount of aid awarded to these students for each type of aid. Enter unduplicated student counts within a category (e.g., Federal Pell Grants). However, a student can appear in more than one aid category.

Information from Part A	2021-22
Group 2: Full-time, first-time degree/certificate-seeking undergraduates (This number is carried forward from Part A, Line 02)	12
Group 2a: (This number is carried forward from Part A, Line 02a) <ul style="list-style-type: none"> • Of those in Group 2, those who were awarded: <ul style="list-style-type: none"> ◦ Federal Work Study ◦ Loans to students ◦ Grant or scholarship aid from the federal government, state/local government, or the institution ◦ Other sources known to the institution 	10
Group 2b (This number is carried forward from Part A, Line 02b) <ul style="list-style-type: none"> • Of those in Group 2, those who were awarded: <ul style="list-style-type: none"> ◦ Loans to students ◦ Grant or scholarship aid from the federal government, state/local government, or the institution 	10
Group 3 (This number is carried forward from Part A, Line 03) <ul style="list-style-type: none"> • Of those in Group 2, those who paid the lower of in-state or in-district tuition rate and were awarded: <ul style="list-style-type: none"> ◦ Grant or scholarship aid from the federal government, state/local government, or the institution 	2

Aid Type		2021-22				YOUR PRIOR YEAR DATA
		Number of Group 2 students who were awarded aid	Percentage of Group 2 students who were awarded aid	Total amount of aid awarded to Group 2 students	Average amount of aid awarded to Group 2 students	Average amount of aid awarded to Group 2 students
01	Grants or scholarships from the federal government, state/local government, or the institution	<input type="text" value="9"/>	75	34,163	<input checked="" type="checkbox"/> 3,796	4,522
02	<u>Federal grants</u>	<input type="text" value="9"/>	75	21,849	<input checked="" type="checkbox"/> 2,428	4,522
02a	<u>Federal Pell Grants</u>	<input type="text" value="3"/>	25	<input type="text" value="9,149"/>	<input checked="" type="checkbox"/> 3,050	6,274
02b	<u>Other federal grants</u>	<input type="text" value="9"/>	75	<input type="text" value="12,700"/>	<input checked="" type="checkbox"/> 1,411	686
03	<u>State/local government grants or scholarships</u> (includes <u>fellowships</u> /tuition waivers/exemptions)	<input type="text" value="2"/>	17	<input type="text" value="11,564"/>	5,782	
04	<u>Institutional grants or scholarships</u> (includes <u>fellowships</u> /tuition waivers/exemptions)	<input type="text" value="1"/>	8	<input type="text" value="750"/>	750	
05	<u>Loans to students</u>	<input type="text" value="10"/>	83	61,905	<input checked="" type="checkbox"/> 6,191	6,832
05a	Federal loans	<input type="text" value="9"/>	75	<input type="text" value="50,778"/>	5,642	5,525
05b	Other loans (including private loans)	<input type="text" value="2"/>	17	<input type="text" value="11,127"/>	<input checked="" type="checkbox"/> 5,564	4,356

 You may use the box below to provide additional context for the data you have reported above. Context notes will be posted on the College Navigator website. Therefore, you should write all context notes using proper grammar (e.g., complete sentences with punctuation) and common language that can be easily understood by students and parents (e.g., spell out acronyms).

Non-applicable 

Section 1: Comparison Chart

Comparison Chart

Reporting Reminders:

- Based on the information reported on the previous screens for Group 1 (all undergraduates) and Group 2 (full-time, first-time degree/certificate-seeking undergraduates), this comparison chart seeks to help institutions check their reported data. Assuming that the information on Groups 1 and 2 is correct, then the calculated fields for 'All Other Undergraduates' should be the balance (Group 1 minus Group 2). If the balance does not check with your institution's calculations, please correct your reported numbers for Groups 1 and 2 before moving forward with the completion of the SFA survey component.

Note:

- Data for the 'All Other Undergraduates' will appear in the IPEDS Data Center for data users, but not in College Navigator.

		academic year 2021-22	Academic Year 2021-22	Academic Year 2021-22
		Number of students	Federal Pell grants	Federal Student Loans
01	Group 1 (all undergraduates)	127		
02	Number of students who were awarded aid		73	95
03	Percentage who were awarded aid		57	75
04	Total amount of aid awarded		271,690	537,260
05	Average amount of aid awarded		3,722	5,655
06	Group 2 (Full-time, first-time undergraduates)	12		
07	Number of students who were awarded aid		3	9
08	Percentage who were awarded aid		25	75
09	Total amount of aid awarded		9,149	50,778
10	Average amount of aid awarded		3,050	5,642
11	All other undergraduates (Line 01 - Line 06)	115		
12	Number of students who were awarded aid (Line 02 - Line 07)		70	86
13	Percentage who were awarded aid (Line 12 / Line 11)		61	75
14	Total amount of aid awarded (Line 04 - Line 09)		262,541	486,482
15	Average amount of aid awarded (Line 14 / Line 12)		3,751	5,657

Section 1: Cost of Attendance

Cost of attendance

Reporting Reminders:

- These numbers are carried forward from Institutional Characteristics and should only be changed after consulting with the data provider if an error was made in the reporting.

LARGEST PROGRAM BY ENROLLMENT:			
CIP CODE OF LARGEST PROGRAM		51.3901	
TITLE OF LARGEST PROGRAM		Licensed Practical/Vocational Nurse Training	
Program is measured in:			
Total length of PROGRAM			
i Total length of PROGRAM in WEEKS, as completed by a student attending full-time		48	
i Total length of ACADEMIC YEAR (as used to calculate your Federal Pell Grant budget) in WEEKS		30	
Published student charges for the entire program	2019-20	2020-21	2021-22
Tuition and required fees for the entire program (public program reporters report the lower of in-district or in-state, if applicable)	17,978	18,433	19,071
i Books and supplies for the entire program	1,058	1,054	1,144
The following numbers need to be reported for 1 month (4.33 weeks).			
The correct numbers should be available from your financial aid office. Off-campus numbers should be based on costs for your area, not on national averages.			
Off-campus (not with family):			
Room and board for 1 month (4.33 weeks)	700	700	700
Other expenses for 1 month (4.33 weeks)	500	500	500
Room and board and other expenses for 1 month (4.33 weeks)	1,200	1,200	1,200
i Off-campus (with family):			
Other expenses for 1 month (4.33 weeks)	500	500	500

Institution: Indiana County Technology Center (418560)

Section 1: Cost of Attendance (calculated)

Cost of attendance

Reporting Reminders:

- These numbers are carried forward from Institutional Characteristics and should only be changed after consulting with the data provider if an error was made in the reporting.

<u>CIP_CODE</u> OF LARGEST PROGRAM	51.3901		
TITLE OF LARGEST PROGRAM	Licensed Practical/Vocational Nurse Training		
Published student charges for the entire program	2019-20	2020-21	2021-22
<u>Tuition and required fees</u>	17,978	18,433	19,071
<u>Books and supplies</u>	1,058	1,054	1,144
<u>Off-campus (not with family):</u>			
<u>Room and board</u>	8,400	8,400	8,400
<u>Other expenses</u>	6,000	6,000	6,000
Room and board and other expenses	14,400	14,400	14,400
<u>Off-campus (with family):</u>			
<u>Other expenses</u>	6,000	6,000	6,000
Published student charges for an academic year	2019-20	2020-21	2021-22
<u>Tuition and required fees</u>	11,019	11,298	11,689
<u>Books and supplies</u>	648	646	701
<u>Off-campus (not with family):</u>			
<u>Room and board</u>	5,250	5,250	5,250
<u>Other expenses</u>	3,750	3,750	3,750
Room and board and other expenses	9,000	9,000	9,000
<u>Off-campus (with family):</u>			
<u>Other expenses</u>	3,750	3,750	3,750

Institution: Indiana County Technology Center (418560)

Section 1: Part D

Part D - Enter Information about Group 3

Reporting Reminders:

- Group 3 students are all full-time, first-time degree/certificate-seeking undergraduate students enrolled in your institution's largest program any time during the academic year 2021-22 paying the lower of in-state or in-district tuition rate who were awarded grant or scholarship aid from the following sources: the federal government, state/local government, or the institution. The information you report in this part will be used in Part F to calculate average institutional net price.
- For this part, report:

For These Students	The Following Type(s) of Aid	Awarded in This Period
<ul style="list-style-type: none"> Full-time, first-time degree/certificate-seeking undergraduate students enrolled in your institution's largest program during the 2021-22 academic year as defined by the institution paying the lower of in-state or in-district tuition rate who were awarded grant or scholarship aid from the following sources: the federal government, state/local government, or the institution Do not include students who were awarded only grant or scholarship aid from private or other sources, or students who were awarded only non-grant aid 	<ul style="list-style-type: none"> Grant or scholarship aid from: <ul style="list-style-type: none"> federal government state/local government the institution Do not include: <ul style="list-style-type: none"> grant or scholarship aid from private or other sources federal student loans parent PLUS loans private loans HEERF grants Federal Work Study amounts 	<ul style="list-style-type: none"> Any time during academic year 2021-22 (the aid year period from July 1, 2021 through June 30, 2022)

- In the fields below, report the number of Group 3 students with each type of living arrangement and the total amount of grant or scholarship aid from the federal government, state/local government, or the institution awarded to these students.

Note:

- In this part, you must report information for your institution's largest program. Your largest program is the program with the greatest number of undergraduate students enrolled. You must provide three years' worth of data for your largest program. If your institution's largest program has changed or is not the same for all years listed, contact the IPEDS Help Desk.

Largest Program Information from the IPEDS Institutional Characteristics component		2021-22
	<u>CIP Code</u>	51.3901
	Title	Licensed Practical/Vocational Nurse Training

Information from Part A:		YOUR PRIOR YEAR DATA 2019-20	YOUR PRIOR YEAR DATA 2020-21	2021-22
Group 3 Full-time, first-time degree/certificate-seeking undergraduate students enrolled in your institution's largest program paying the lower of in-state or in-district tuition rate who were awarded grant or scholarship aid from the following sources: the federal government, state/local government, or the institution (This number is carried forward from Part A, Line 03)		1	<input checked="" type="checkbox"/> 0	2
01	Report the number of Group 3 students with the following living arrangements:	YOUR PRIOR YEAR DATA 2019-20	YOUR PRIOR YEAR DATA 2020-21	2021-22
	01b <u>Off-campus (with family).</u>	1	<input checked="" type="checkbox"/> 0	<input checked="" type="checkbox"/> 1
	01c <u>Off-campus (not with family).</u>	0	0	<input checked="" type="checkbox"/> 1
	01d Unknown (calculated) This value is calculated using the following formula: [A03-(D01a+D01b+D01c)]	0	0	0
02	Report the total amount of grant or scholarship aid from the federal government, state/local government, or the institution awarded to Group 3 students	9,292	0	<input checked="" type="checkbox"/> 11,564
03	Average grant or scholarship aid from the federal government, state/local government, or the institution awarded to Group 3 students (calculated value). This value is calculated using the following formula: [D02/A03]	9,292		5,782

You may use the box below to provide additional context for the data you have reported above. Context notes will be posted on the College Navigator website. Therefore, you should write all context notes using proper grammar (e.g., complete sentences with punctuation) and common language that can be easily understood by students and parents (e.g., spell out acronyms).

Non-applicable

--

Institution: Indiana County Technology Center (418560)

Section 1: Part E

Part E – Enter Information about Group 4

Reporting Reminders:

- Group 4 students are full-time, first-time degree/certificate-seeking undergraduate students enrolled in your institution's largest program any time during academic year 2021-22 paying the lower of in-state or in-district tuition rate who were awarded any Title IV federal student aid. The information you report in this part will be used in Part G to calculate average institutional net price by income level.
- For this part, report:

For These Students	The Following Type(s) of Aid	Awarded in This Period
<ul style="list-style-type: none"> Full-time, first-time degree/certificate-seeking undergraduate students enrolled in your institution's largest program during academic year 2021-22 as defined by the institution paying the lower of in-state or in-district tuition rate who were awarded any Title IV federal student aid 	<ul style="list-style-type: none"> Grant or scholarship aid from: <ul style="list-style-type: none"> federal government state/local government the institution Do not include: <ul style="list-style-type: none"> grant or scholarship aid from private or other sources federal student loans parent PLUS loans private loans HEERF grants Federal Work Study amounts 	<ul style="list-style-type: none"> Any time during academic year 2021-22 (the aid year period from July 1, 2021 through June 30, 2022)

- In the fields below, report the number of Group 4 students with each type of living arrangement and the total amount of grant or scholarship aid from the federal government, state/local government, or the institution awarded to these students by income level.

Largest Program Information from the IPEDS Institutional Characteristics component		2021-22
	CIP Code	51.3901
	Title	Licensed Practical/Vocational Nurse Training


Information from Part A:		YOUR PRIOR YEAR DATA 2019-20	YOUR PRIOR YEAR DATA 2020-21	2021-22
Group 4 Full-time, first-time degree/certificate-seeking undergraduate students enrolled in your institution's largest program paying the lower of in-state or in-district tuition rate who were awarded any Title IV federal student aid (This number is carried forward from Part A, Line 04)		4	1	2
01	Report the number of Group 4 students with the following living arrangements:	YOUR PRIOR YEAR DATA	YOUR PRIOR YEAR DATA	
		2019-20	2020-21	2021-22
	01b Off-campus (with family).	3	1	<input type="text" value="2"/>
	01c Off-campus (not with family).	1	<input checked="" type="checkbox"/> 0	<input type="text" value="0"/>
	01d Unknown (calculated) This value is calculated using the formula: [A04-(E01a+E01b+E01c)]	0	0	0

		Number of students who were awarded any Title IV aid (Group 4)	Of those in Column 1, the number who were awarded any grant or scholarship aid from the following sources: the federal government, state/local government, or the institution	Of those in Column 1, the total amount of grant or scholarship aid awarded from the following sources: the federal government, state/local government, or the institution	i Average amount of federal, state/local, and institutional grant or scholarship aid awarded to Group 4 students
2019-20					
		Col. 1	Col. 2	Col. 3	Col. 4
02	Income level				
	02a \$0-30,000	3	1	9,292	3,097
	02b \$30,001-48,000	1	0	0	0
	02c \$48,001-75,000	0	0	0	

02d	\$75,001-110,000	0	0	0	
02e	\$110,001 and more	0	0	0	
02f	Total all income levels	4	1	9,292	2,323

2020-21					
		Col. 1	Col. 2	Col. 3	Col. 4
03	Income level				
03a	\$0-30,000	1	0	0	0
03b	\$30,001-48,000	0	0	0	
03c	\$48,001-75,000	0	0	0	
03d	\$75,001-110,000	0	0	0	
03e	\$110,001 and more	0	0	0	
03f	Total all income levels	1	<input checked="" type="checkbox"/> 0	<input checked="" type="checkbox"/> 0	0

2021-22					
		Col. 1	Col. 2	Col. 3	Col. 4
04	i Income level				
04a	\$0-30,000	<input type="text" value="2"/>	<input type="text" value="1"/>	<input type="text" value="5,748"/>	2,874
04b	\$30,001-48,000	<input type="text" value="0"/>	<input type="text" value="0"/>	<input type="text" value="0"/>	
04c	\$48,001-75,000	<input type="text" value="0"/>	<input type="text" value="0"/>	<input type="text" value="0"/>	
04d	\$75,001-110,000	<input type="text" value="0"/>	<input type="text" value="0"/>	<input type="text" value="0"/>	
04e	\$110,001 and more	<input type="text" value="0"/>	<input type="text" value="0"/>	<input type="text" value="0"/>	
04f	Total all income levels	2	1	5,748	2,874

 You may use the box below to provide additional context for the data you have reported above. Context notes will be posted on the College Navigator website. Therefore, you should write all context notes using proper grammar (e.g., complete sentences with punctuation) and common language that can be easily understood by students and parents (e.g., spell out acronyms).

Non-applicable ▼

Section 1: Part F

Part F - Net Price Calculation for Group 3

Note:

- The following net price calculation is based on information that your institution reported in the Institutional Characteristics component and the Student Financial Aid component. For more information about data your institution reported in the Institutional Characteristics component, please contact your institution's IPEDS Keyholder.

Largest Program Information from the IPEDS Institutional Characteristics component		2021-22
CIP Code		51.3901
Title		Licensed Practical/Vocational Nurse Training

Components of cost of attendance		YOUR PRIOR YEAR DATA	YOUR PRIOR YEAR DATA	2021-22
Please note: Net price calculations use ACADEMIC YEAR costs, not full program costs		2019-20	2020-21	
01	Published <u>tuition</u> and <u>required fees</u> (lower of in-state or in-district tuition rate)	11,019	11,298	11,689
02	<u>Books and supplies</u>	648	646	701
03	<u>Room and board</u> and <u>other expenses</u> by living arrangement			
	03b <u>Off-campus (with family)</u>	3,750	3,750	3,750
	03c <u>Off-campus (not with family)</u>	9,000	9,000	9,000
04	Number of Group 3 students by living arrangement			
	04b <u>Off-campus (with family)</u>	1	0	1
	04c <u>Off-campus (not with family)</u>	0	0	1
	04d Unknown	0	0	0
05	Weighted average for room and board and other expenses by number of students for each living arrangement (excluding unknown values) See instructions for the formula for this calculation	3,750	6,375	6,375
06	Total cost of attendance This value is calculated using the following formula: [F01+F02+F05]	15,417	18,319	18,765
07	Average amount of grant or scholarship aid awarded to Group 3 students from the following sources: the federal government, state/local government, and the institution	9,292	0	5,782
08	Average institutional <u>net price</u> for Group 3 students This value is calculated using the following formula: [F06-F07]	6,125		12,983

As required by the *Higher Education Act, as amended (2008)*, these amounts will be posted on the U.S. Department of Education's College Navigator website and used in the U.S. Department of Education's College Affordability and Transparency Lists.

You may use the box below to provide additional context for the data you have reported above. Context notes will be posted on the College Navigator website. Therefore, you should write all context notes using proper grammar (e.g., complete sentences with punctuation) and common language that can be easily understood by students and parents (e.g., spell out acronyms).

Non-applicable

Institution: Indiana County Technology Center (418560)

Section 1: Part G

Part G - Net Price Calculation for Group 4

Note:

- The following net price calculation is based on information that your institution reported in the Institutional Characteristics component and the Student Financial Aid component. For more information about data your institution reported in the Institutional Characteristics component, please contact your institution's IPEDS Keyholder.

Largest Program Information from the IPEDS Institutional Characteristics component		2021-22
CIP Code		51.3901
Title		Licensed Practical/Vocational Nurse Training

Components of cost of attendance			YOUR PRIOR YEAR DATA	YOUR PRIOR YEAR DATA	2021-22
Please note: Net price calculations use ACADEMIC YEAR costs, not full program costs			2019-20	2020-21	
01	Published <u>tuition</u> and <u>required fees</u> (lower of in-state or in-district tuition rate)		11,019	11,298	11,689
02	<u>Books and supplies</u>		648	646	701
03	<u>Room and board</u> and <u>other expenses</u> by living arrangement				
	03b	<u>Off-campus (with family)</u>	3,750	3,750	3,750
	03c	<u>Off-campus (not with family)</u>	9,000	9,000	9,000
04	Number of Group 4 students by living arrangement				
	04b	<u>Off-campus (with family)</u>	3	1	2
	04c	<u>Off-campus (not with family)</u>	1	0	0
	04d	Unknown	0	0	0
05	Weighted average for room and board and other expenses by number of students for each living arrangement (excluding unknown values) See instructions for the formula for this calculation		5,063	3,750	3,750
06	Total cost of attendance This value is calculated using the following formula: [G01+G02+G05]		16,730	15,694	16,140
07	Average amount of grant or scholarship aid awarded to Group 4 students from the following sources: the federal government, state/local government, and the institution.		2,323	0	2,874
	07a	\$0-30,000	3,097	0	2,874
	07b	\$30,001-48,000	0	0	0
	07c	\$48,001-75,000	0	0	0
	07d	\$75,001-110,000	0	0	0
	07e	\$110,001 and more	0	0	0
08	Average institutional <u>net price</u> for Group 4 students This value is calculated using the following formula: [G06-G07]				
	08a	\$0-30,000	13,633	15,694	13,266
	08b	\$30,001-48,000	16,730		
	08c	\$48,001-75,000			
	08d	\$75,001-110,000			
	08e	\$110,001 and more			

As required by the *Higher Education Act, as amended (2008)*, these amounts will be posted on the U.S. Department of Education's College Navigator website.

You may use the box below to provide additional context for the data you have reported above. Context notes will be posted on the College Navigator website. Therefore, you should write all context notes using proper grammar (e.g., complete sentences with punctuation) and common language that can be easily understood by students and parents (e.g., spell out acronyms).

Non-applicable

Institution: Indiana County Technology Center (418560)

Section 2: Military Servicemembers and Veteran's Benefits - Undergraduate Only

Section 2: Military Servicemembers and Veteran's Benefits

Important Note:

- Report for **Post-9/11 GI Bill Benefits**: July 1, 2021 - June 30, 2022.
- Report for **Department of Defense Tuition Assistance Program**: October 1, 2021 - September 30, 2022
- **Program reporters should be reporting the information on this screen for ALL programs (not just the largest program).**

Reporting Reminders:

- Report the total number of student recipients and the total dollar amounts for each program.
- Student recipients can also include eligible dependents.
- Student recipients may be listed in both categories.
- Consult with your campus certifying official, who may not be in the student financial aid office.
- For Post-9/11 GI Bill Benefits, do not include the matching institutional aid provided through the Yellow Ribbon Program if your school participated.
- Information reported to IPEDS is only what is known to the institution.
- Enter zero (0) if your institution did not have beneficiaries for that student level or program. Please do not leave a cell blank.

Type of benefit/assistance	Number of students receiving benefits/assistance	Total dollar amount of benefits/assistance disbursed through the institution	Average dollar amount of benefits/assistance disbursed through the institution	YOUR PRIOR YEAR DATA
				Average dollar amount of benefits/assistance disbursed through the institution
Undergraduate students				
<u>Post-9/11 GI Bill Benefits</u>	<input type="text" value="1"/>	<input type="text" value="2,693"/>	<input checked="" type="checkbox"/> 2,693	10,029
<u>Department of Defense Tuition Assistance Program</u>	<input type="text" value="0"/>	<input type="text" value="0"/>		

Prepared by

Prepared by

Reporting Reminders:

- The name of the preparer is being collected so that we can follow up with the appropriate person in the event that there are questions concerning the data.
- The Keyholder will be copied on all email correspondence to other preparers.
- The time it took to prepare this component is being collected so that we can continue to improve our estimate of the reporting burden associated with IPEDS.
- Please include in your estimate the time it took for you to review instructions, query and search data sources, complete and review the component, and submit the data through the Data Collection System.
- Thank you for your assistance.

This survey component was prepared by:

<input type="radio"/>	Keyholder	<input checked="" type="radio"/>	SFA Contact	<input type="radio"/>	HR Contact
<input type="radio"/>	Finance Contact	<input type="radio"/>	Academic Library Contact	<input type="radio"/>	Other

Name:

Email:

How many staff from your institution only were involved in the data collection and reporting process of this survey component?

Number of Staff (including yourself)

How many hours did you and others from your institution only spend on each of the steps below when responding to this survey component?
Exclude the hours spent collecting data for state and other reporting purposes.

Staff member	Collecting Data Needed	Revising Data to Match IPEDS Requirements	Entering Data	Revising and Locking Data
Your office	<input type="text" value="24.00"/> hours	<input type="text" value="8.00"/> hours	<input type="text" value="8.00"/> hours	<input type="text" value="2.00"/> hours
Other offices	<input type="text" value="5.00"/> hours	<input type="text" value="1.00"/> hours	<input type="text" value="0.00"/> hours	<input type="text" value="1.00"/> hours

Institution: Indiana County Technology Center (418560)

Summary

IPEDS Student Financial Aid (SFA) Survey Summary

IPEDS collects important information regarding your institution. All data reported in IPEDS survey components become available in the IPEDS Data Center and appear as aggregated data in various Department of Education reports. Additionally, some of the reported data appears specifically for your institution through the College Navigator website and is included in your institution's Data Feedback Report (DFR). The purpose of this summary is to provide you an opportunity to view some of the data that, when accepted through the IPEDS quality control process, will appear on the College Navigator website and/or your DFR. College Navigator is updated approximately three months after the data collection period closes and Data Feedback Reports will be available through the [Data Center](#) and sent to your institution's CEO in November 2023.

Please review your data for accuracy. If you have questions about the data displayed below after reviewing the data reported on the survey screens, please contact the IPEDS Help Desk at: 1-877-225-2568 or ipedshelp@rti.org.

Total grant aid awarded to all undergraduate students		\$552,213
Number of undergraduate students who were awarded a Pell Grant		73
Percentage of FTFT students who were awarded any financial aid		83%
	Percentage of FTFT students who were awarded grant aid by type	Average amount of grant aid awarded by type
Total	75%	\$3,796
Federal Government	75%	\$2,428
Pell	25%	\$3,050
Other Federal	75%	\$1,411
State/Local Government	17%	\$5,782
Institutional	8%	\$750
	Percentage of FTFT students who were awarded and accepted loans by type	Average amount of loans awarded and accepted by type
Total	83%	\$6,191
Federal	75%	\$5,642
Non-federal	17%	\$5,564
Average net price for FTFT students who were awarded grant aid		\$12,983
Average net price for FTFT students who were awarded Title IV federal student aid		
\$0 – 30,000		\$13,266
\$30,001 – 48,000		N/A
\$48,001 – 75,000		N/A
\$75,001 – 110,000		N/A
\$110,001 and more		N/A

Military Service members and Veteran's Benefits		
	Number of students receiving benefits/assistance	Total dollar amount of benefits/assistance awarded through the institution
Post-9/11 GI Bill Benefits		
Undergraduate students	1	\$2,693
Department of Defense Tuition Assistance Program		
Undergraduate students	0	N/A

Edit Report

Student Financial Aid

Source	Description	Severity	Resolved	Options
Screen: Part C, Page 2 - Enter Information about Group 2				
Screen Entry	The average amount of this type of aid awarded to Group 2 students is outside the expected range of between 6,076 and 6,472 when compared with the prior year value. Please check the number of students and the total amount of aid awarded to these students, and correct or explain the discrepant values. (Error #7147)	Explanation	Yes	
Reason	Very few students were Pell eligible from this group. Changes in 1 or 2 students eligibility can significantly impact this outcome. Students in this grouping were not eligible for the full Pell grant.			
Screen Entry	The average amount of this type of aid awarded to Group 2 students is outside the expected range of between 488 and 884 when compared with the prior year value. Please check the number of students and the total amount of aid awarded to these students, and correct or explain the discrepant values. (Error #7147)	Explanation	Yes	
Reason	This information is related to the HEERF grants students received related to the Pandemic.			
Screen Entry	The average amount of this type of aid awarded to Group 2 students is outside the expected range of between 4,324 and 4,720 when compared with the prior year value. Please check the number of students and the total amount of aid awarded to these students, and correct or explain the discrepant values. (Error #7147)	Explanation	Yes	
Reason	Very few students were federal grant eligible from this group. Changes in 1 or 2 students eligibility can significantly impact this outcome.			
Screen Entry	The average amount of this type of aid awarded to Group 2 students is outside the expected range of between 4,324 and 4,720 when compared with the prior year value. Please check the number of students and the total amount of aid awarded to these students, and correct or explain the discrepant values. (Error #7147)	Explanation	Yes	
Reason	Very few students were first time students. Therefore, changes in 1 or 2 students aid eligibility can significantly impact this outcome.			
Screen Entry	The average amount of this type of aid awarded to Group 2 students is outside the expected range of between 4,158 and 4,554 when compared with the prior year value. Please check the number of students and the total amount of aid awarded to these students, and correct or explain the discrepant values. (Error #7147)	Explanation	Yes	
Reason	Very few of our students were first time students.. Changes in 1 or 2 students eligibility can significantly impact this outcome. Students who may not have been eligible for Pell grants choose other loans to help pay for their program.			
Screen Entry	The average amount of this type of aid awarded to Group 2 students is outside the expected range of between 6,634 and 7,030 when compared with the prior year value. Please check the number of students and the total amount of aid awarded to these students, and correct or explain the discrepant values. (Error #7147)	Explanation	Yes	
Reason	Very few of our students were first time students.. Changes in 1 or 2 students eligibility can significantly impact this outcome.			
Screen: Part D - Enter Information about Group 3				
Screen Entry	The number entered is outside the expected range of between 1 and 33 when compared with the prior year value. Please correct your data or explain. (Error #7169)	Explanation	Yes	
Reason	This is prior year data, correct when reviewing last years report.			
Screen Entry	The number entered is outside the expected range of between 1 and 33 when compared with the prior year value. Please correct your data or explain. (Error #7169)	Explanation	Yes	
Reason	This is prior year data, correct when reviewing last years report.			
Screen Entry	You reported zero for this value last year. Please confirm that the data reported for this year are correct. (Error #7177)	Confirmation	Yes	
Screen Entry	You reported zero for this value last year. Please confirm that the data reported for this year are correct. (Error #7177)	Confirmation	Yes	
Screen Entry	You reported zero for this value last year. Please confirm that the data reported for this year are correct. (Error #7177)	Confirmation	Yes	
Screen: Part E - Enter Information about Group 4				
Screen Entry	The number entered is outside the expected range of between 1 and 33 when compared with the prior year value. Please correct your data or explain. (Error #7169)	Explanation	Yes	

	This edit and explanation were retained from the prior year (for reference) and do not need to be re-explained in the current year edit report.				
Reason	There was only one student in group 4 enrolled in our institutions largest program who was awarded Title IV aid and she lived with family.				
Screen Entry	The total amount of grant or scholarship aid awarded to Group 4 students from the federal government, state/local government, or the institution across all income levels is outside the expected range of between 6,969 and 11,615 based on the prior year value. Please correct your data or explain. (Error #7332) This edit and explanation were retained from the prior year (for reference) and do not need to be re-explained in the current year edit report.	Explanation	Yes		
Reason	There was only one student in group 4 enrolled in our institutions largest program who was awarded Title IV aid. Of the aid awarded the student did not have any grants or scholarship aid.				
Perform Edits	You reported in Part C, line 01 that you had students who were awarded grants or scholarships from the federal government, state/local government, or the institution during the 2021-22 academic year, but you did not report any of this type of student for 2020-21 in Part E (Line 03f, Col. 2). Please correct your data or explain. (Error #7331) This edit and explanation were retained from the prior year (for reference) and do not need to be re-explained in the current year edit report.	Explanation	Yes		
Reason	Overridden by administrator. Largest program is not eligible for Pell. RD				
Related Screens	Part E - Enter Information about Group 4				
Screen: Military Servicemembers and Veteran's Benefits					
Screen Entry	This value is out of range compared to the prior year amount. Please correct your data or explain. (Error #7265)	Explanation	Yes		
Reason	One student received her final Post 9/11 GI Bill Benefit. VA Benefits vary per student.				